








SIMPLY

Pumpkin Patch

FRAPPE RECIPE



Ingredients

-  2 pumps (15ml) Simply Pumpkin Spice Syrup
-  2 scoops (50g) Simply Vanilla Frappe Powder
-  Milk
-  Ice
-  Whipped cream
-  Simply Pumpkin Spice Topping Sauce
-  Simply Diced Caramel Pieces

Instructions

- 1 Add the milk, vanilla frappe powder and pumpkin spice syrup into a blender.
- 2 Add a cup of ice and blend for 30 seconds or until smooth.
- 3 Pour the blender contents into your chosen glass and top with whipped cream.
- 4 Decorate with pumpkin spice topping sauce and diced caramel pieces.

Find more recipes
at www.ibcsimply.com

